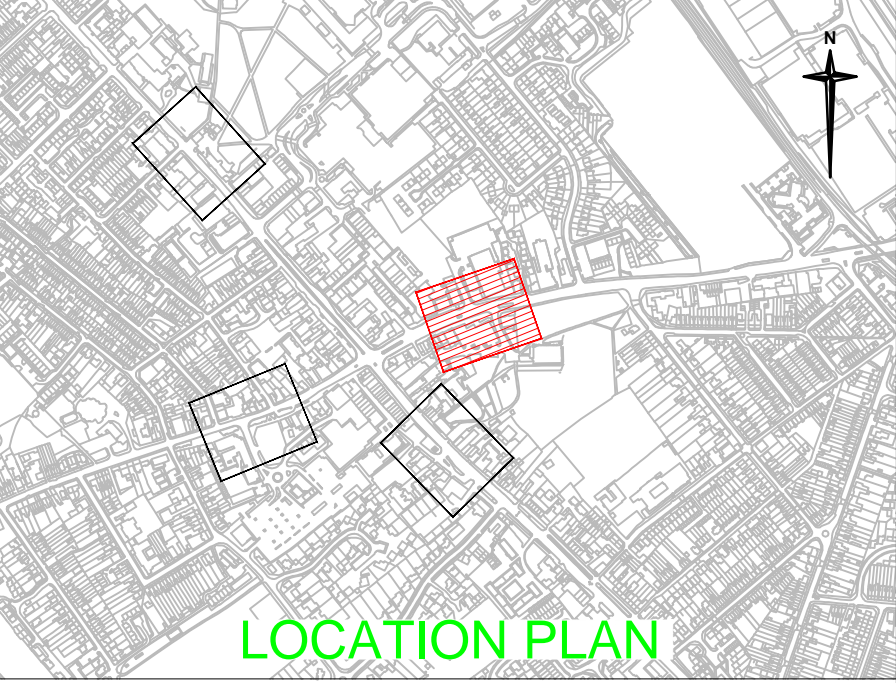


- NOTES:
1. Do not scale.
 2. This drawing is to be read in conjunction with all other contract drawings and documents.

- KEY:
- Yorkstone slabs (600x900x50mm) laid to match adjacent paving
 - Saxon Paving (600x300x50mm) in natural (buff) colour
 - Silver grey granite sets (100x200x50mm)
 - Pink granite sets (92x92x50mm)
 - Saxon paving sets (300mm x 300mm x35mm)
 - (K1) Charcoal grey granite kerb (300mm depth x 300mm width) Charcoal grey granite kerb
 - (K2) (300mm depth x 150mm width) upstand in brackets radius as indicated
 - (D1) Charcoal grey dropped (flush) kerb (150mm depth x150mm width)
 - (D2) Charcoal grey dropped (flush) kerb (150mm depth x150mm width)
 - 50mm depth x150mm width Edging type EF to BS7263 with grade ST1 concrete bed and backing
 - Granite grey tactile paving



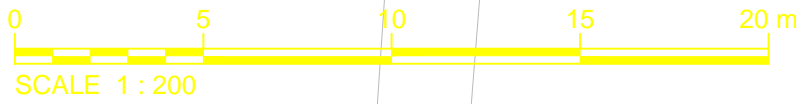
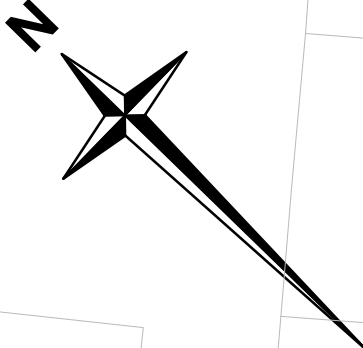
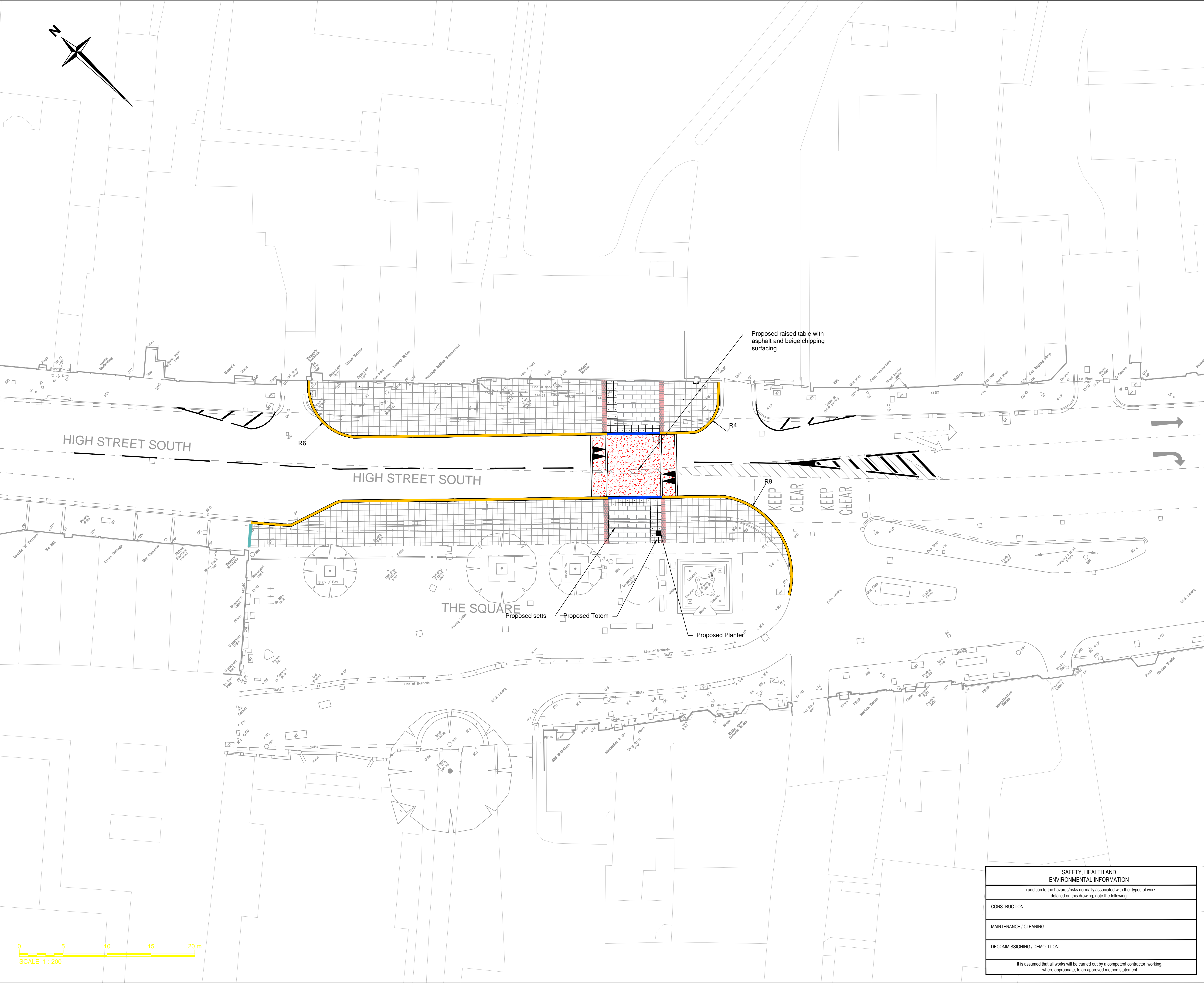
REV	REV. DATE	PURPOSE OF REVISION	DRAWN	CHKD	APPRVD
Drawn:			Date:		
Design:			Date:		
Checked:			Date:		
Approved:			Date:		



Project	DUNSTABLE HIGH STREET
Drawing Title	GENERAL ARRANGEMENT PRIORITY GATEWAY SHEET 1 OF 4
Drawing Status	FOR INFORMATION
Scale	1:200 @ A1
Ringway Jacobs No.	
Client No.	
Drawing Number	B2269M05/0000/001
Rev	0

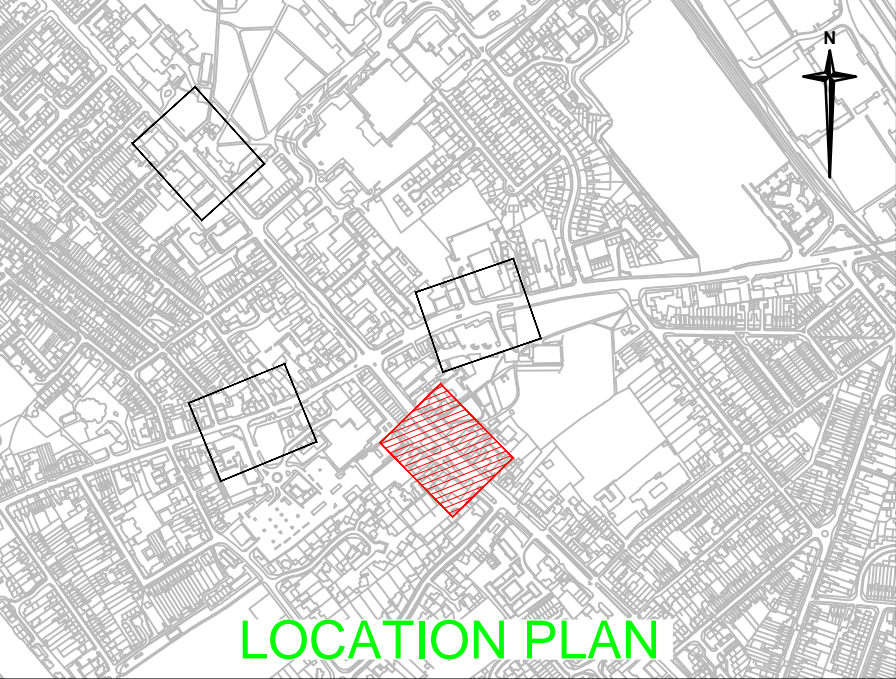
This drawing is not to be used in whole or part other than for the intended purpose and project as defined on this drawing. Refer to the contract for full terms and conditions.

SAFETY, HEALTH AND ENVIRONMENTAL INFORMATION	
In addition to the hazards/risks normally associated with the types of work detailed on this drawing, note the following:	
CONSTRUCTION	
MAINTENANCE / CLEANING	
DECOMMISSIONING / DEMOLITION	
It is assumed that all works will be carried out by a competent contractor working, where appropriate, to an approved method statement.	



- NOTES:
1. Do not scale.
 2. This drawing is to be read in conjunction with all other contract drawings and documents.

- KEY:
- Yorkstone slabs (600x900x50mm) laid to match adjacent paving
 - Saxon Paving (600x300x50mm) in natural (buff) colour
 - Silver grey granite setts (100x200x50mm)
 - Pink granite setts (92x92x50mm)
 - Saxon paving setts (300mm x 300mm x35mm)
 - (K1) Charcoal grey granite kerb (300mm depth x 300mm width) Charcoal grey granite kerb
 - (K2) (300mm depth x 150mm width) upstand in brackets radius as indicated
 - (D1) Charcoal grey dropped (flush) kerb (150mm depth x150mm width)
 - (D2) Charcoal grey dropped (flush) kerb (150mm depth x150mm width)
 - 50mm depth x150mm width Edging type EF to BS7263 with grade ST1 concrete bed and backing
 - Granite grey tactile paving



REV	REV. DATE	PURPOSE OF REVISION	DRAWN	CHKD	APPRVD
Drawn:					Date:
Design:					Date:
Checked:					Date:
Approved:					Date:

Integrated expertise

Project
DUNSTABLE HIGH STREET


Drawing Title
GENERAL ARRANGEMENT
FRARS GATEWAY
SHEET 2 OF 4

Drawing Status
FOR INFORMATION

Scale
1:200 @ A1
DO NOT SCALE

Ringway Jacobs No.
Client No.
Drawing Number
B2269M05/0000/002
Rev
0

SAFETY, HEALTH AND ENVIRONMENTAL INFORMATION	
In addition to the hazards/risks normally associated with the types of work detailed on this drawing, note the following:	
CONSTRUCTION	
MAINTENANCE / CLEANING	
DECOMMISSIONING / DEMOLITION	
It is assumed that all works will be carried out by a competent contractor working, where appropriate, to an approved method statement.	

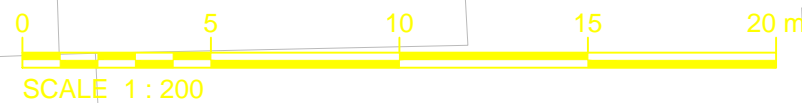


Wentworth House

REGENT STREET

Watling Street

HIGH STREET NORTH



Existing kerbline
Taper to tie into
existing stopline

Proposed raised table with asphalt and
beige chipping surfacing

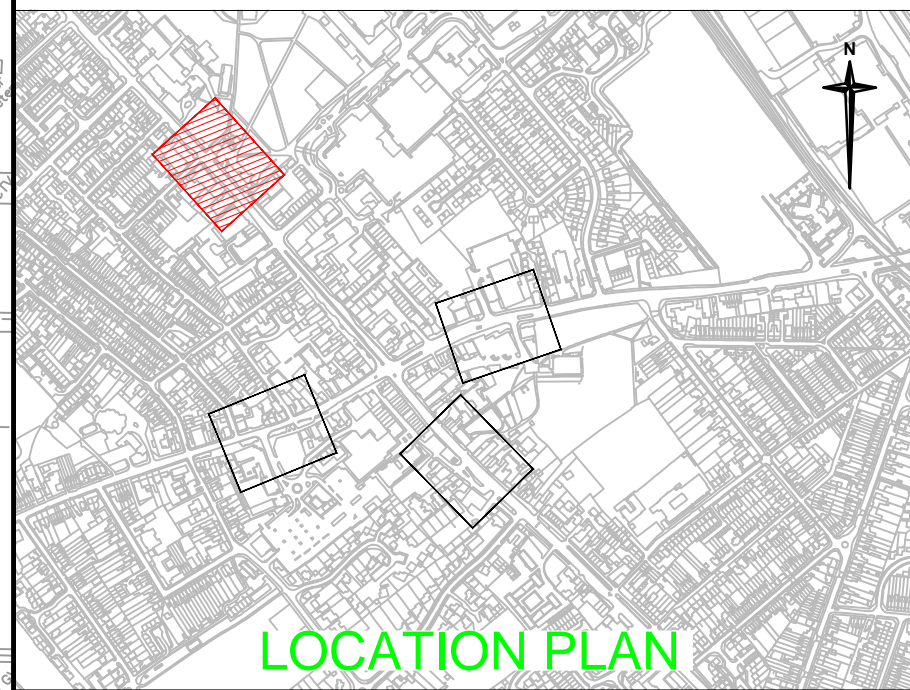
Proposed Cycle
Stands

Proposed Planter

Footway buildout

Proposed Totem

- NOTES:
- Do not scale.
 - This drawing is to be read in conjunction with all other contract drawings and documents.
- KEY:
- Yorkstone slabs (600x900x50mm) laid to match adjacent paving
 - Saxon Paving (600x300x50mm) in natural (buff) colour
 - Silver grey granite setts (100x200x50mm)
 - Pink granite setts (92x92x50mm)
 - Saxon paving setts (300mm x 300mm x35mm)
 - (K1) Charcoal grey granite kerb (300mm depth x 300mm width) Charcoal grey granite kerb
 - (K2) (300mm depth x 150mm width) upstand in brackets radius as indicated
 - (D1) Charcoal grey dropped (flush) kerb (150mm depth x150mm width)
 - (D2) Charcoal grey dropped (flush) kerb (150mm depth x150mm width)
 - 50mm depth x150mm width Edging type EF to BS7263 with grade ST1 concrete bed and backing
 - Granite grey tactile paving



LOCATION PLAN

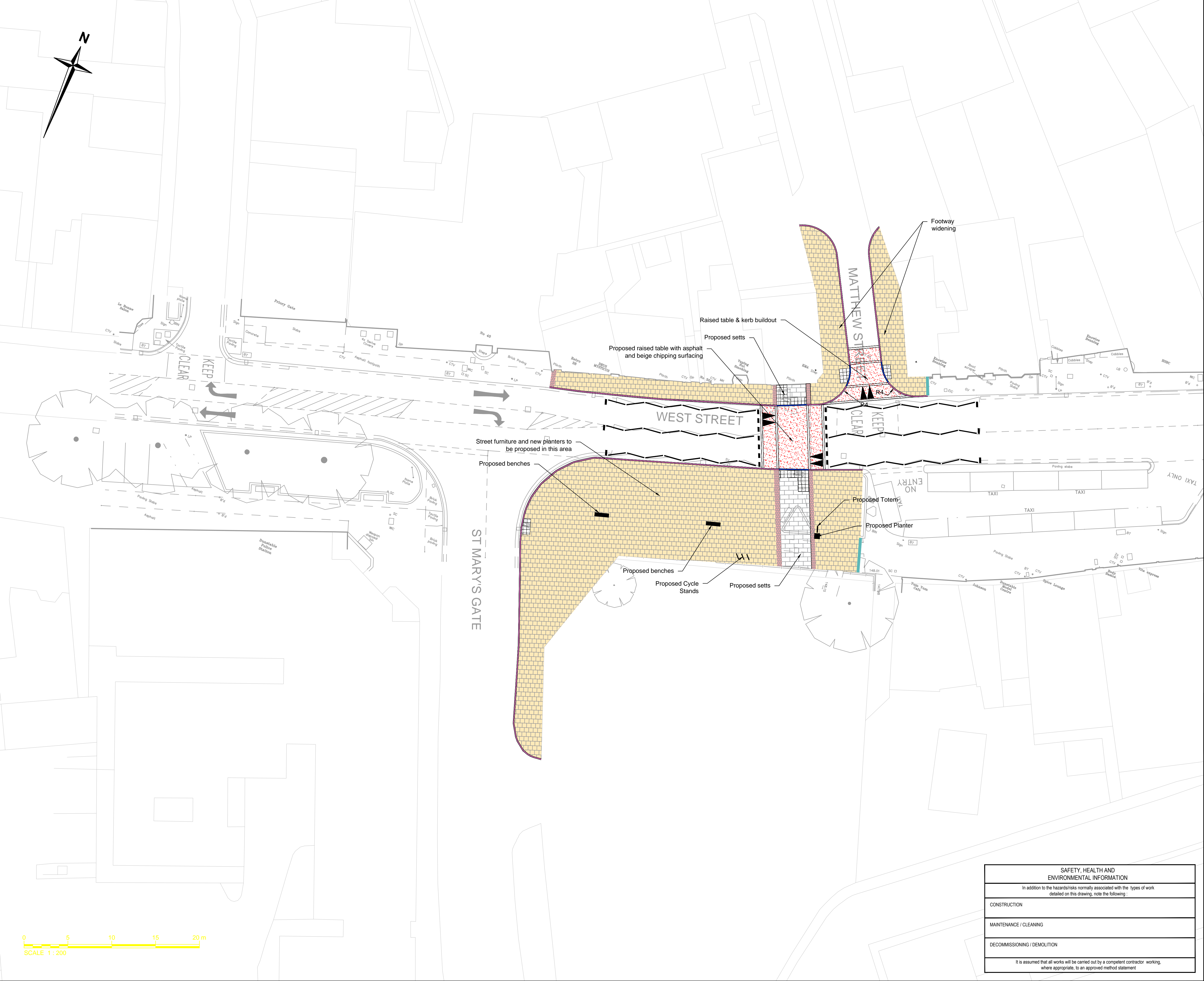
REV	REV. DATE	PURPOSE OF REVISION	DRAWN	CHKD	APPRVD
Drawn:					Date:
Design:					Date:
Checked:					Date:
Approved:					Date:



Project	DUNSTABLE HIGH STREET		
Drawing Title	GENERAL ARRANGEMENT ELEANOR'S GATEWAY SHEET 3 OF 4		
Drawing Status	FOR INFORMATION		
Scale	1:200 @ A1	DO NOT SCALE	
Ringway Jacobs No.			
Client No.			
Drawing Number	B2269M05/0000/003		Rev 0

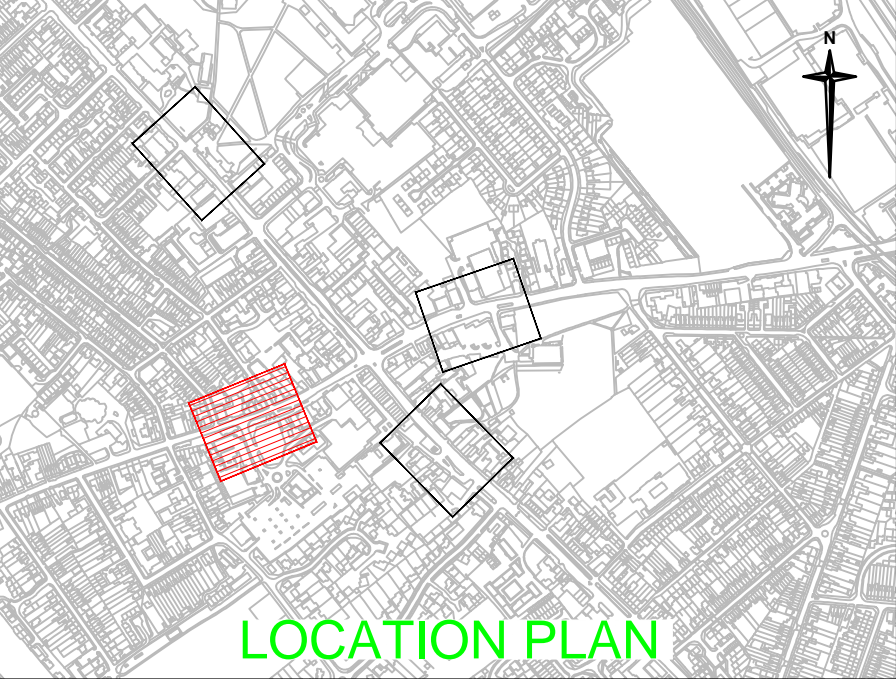
This drawing is not to be used in whole or part other than for the intended purpose and project as defined on this drawing. Refer to the contract for full terms and conditions.

SAFETY, HEALTH AND ENVIRONMENTAL INFORMATION	
In addition to the hazards/risks normally associated with the types of work detailed on this drawing, note the following:	
CONSTRUCTION	
MAINTENANCE / CLEANING	
DECOMMISSIONING / DEMOLITION	
It is assumed that all works will be carried out by a competent contractor working, where appropriate, to an approved method statement.	



- NOTES:
1. Do not scale.
 2. This drawing is to be read in conjunction with all other contract drawings and documents.

- KEY:
- Yorkstone slabs (600x900x50mm) laid to match adjacent paving
 - Saxon Paving (600x300x50mm) in natural (buff) colour
 - Silver grey granite setts (100x200x50mm)
 - Pink granite setts (92x92x50mm)
 - Saxon paving setts (300mm x 300mm x35mm)
 - (K1) Charcoal grey granite kerb (300mm depth x 300mm width) Charcoal grey granite kerb
 - (K2) (300mm depth x 150mm width) upstand in brackets radius as indicated
 - (D1) Charcoal grey dropped (flush) kerb (150mm depth x150mm width)
 - (D2) Charcoal grey dropped (flush) kerb (150mm depth x150mm width)
 - 50mm depth x150mm width Edging type EF to BS7263 with grade ST1 concrete bed and backing
 - Granite grey tactile paving



REV	REV. DATE	PURPOSE OF REVISION	DRAWN	CHKD	APPRVD
Drawn:			Date:		
Design:			Date:		
Checked:			Date:		
Approved:			Date:		

Integrated expertise

Project

DUNSTABLE HIGH STREET

Drawing Title

GENERAL ARRANGEMENT
ST. MARY'S GATEWAY
SHEET 4 OF 4

Drawing Status

FOR INFORMATION

Scale	1:200 @ A1	DO NOT SCALE
Ringway Jacobs No.		
Client No.		
Drawing Number	B2269M05/0000/004	Rev 0

This drawing is not to be used in whole or part other than for the intended purpose and project as defined on this drawing. Refer to the contract for full terms and conditions.

SAFETY, HEALTH AND ENVIRONMENTAL INFORMATION	
In addition to the hazards/risks normally associated with the types of work detailed on this drawing, note the following:	
CONSTRUCTION	
MAINTENANCE / CLEANING	
DECOMMISSIONING / DEMOLITION	
It is assumed that all works will be carried out by a competent contractor working, where appropriate, to an approved method statement.	