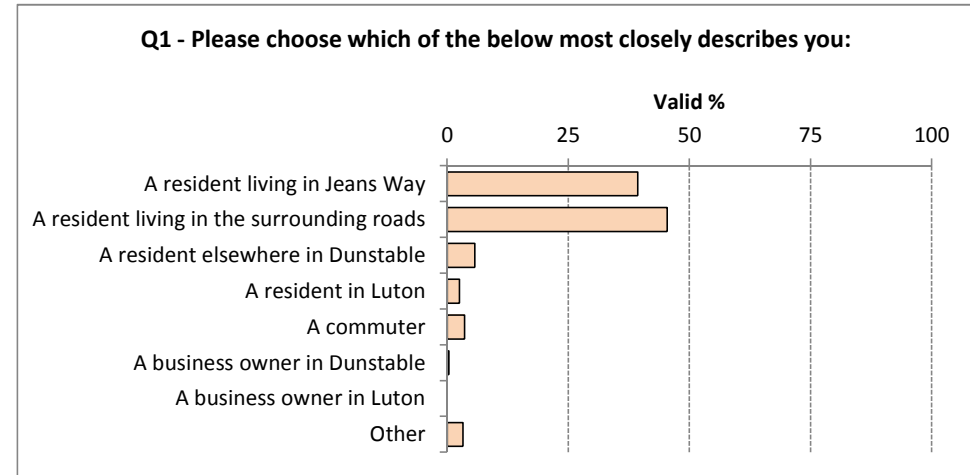


Jeans Way Bus Stop Consultation: Results Summary

Appendix A

Q1 - Please choose which of the below most closely describes you (please select one option):

		Frequency	Percent	Valid Percent
Valid	A resident living in Jeans Way	110	39.0	39.3
	A resident living in the surrounding roads	127	45.0	45.4
	A resident elsewhere in Dunstable	16	5.7	5.7
	A resident in Luton	7	2.5	2.5
	A commuter	10	3.5	3.6
	A business owner in Dunstable	1	.4	.4
	A business owner in Luton	0	0.0	0.0
	Other	9	3.2	3.2
	Total	280	99.3	100.0
Missing		2	.7	
Total		282	100.0	

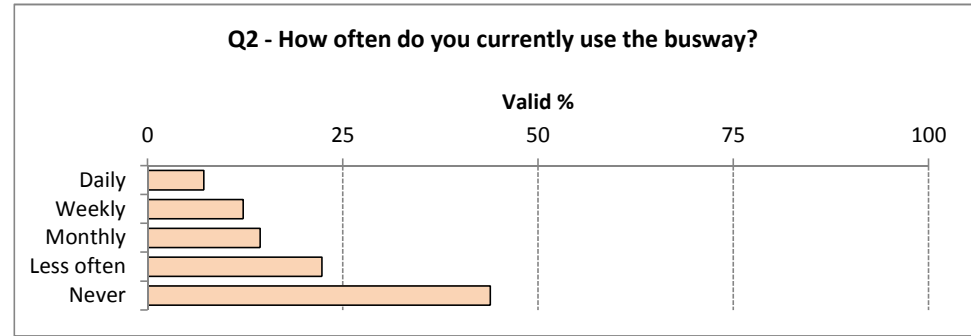


Q1a - If other, please specify: (open-ended)

	Frequency	
Valid		
	A regular busway user	1
	A resident of Clifton, Bedfordshire	1
	bus user	1
	Dunstable Town Councillor	1
	Why is Houghton Regis not listed in these choices!!! I am a resident of Houghton Regis.	1
	Total	5
Missing	277	
Total	282	

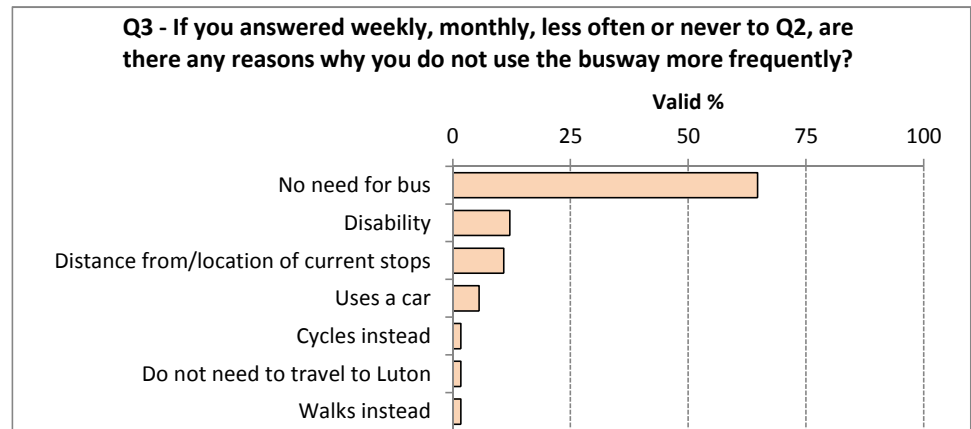
Q2 - How often do you currently use the busway? (please select one option)

		Frequency	Percent	Valid Percent
Valid	Daily	20	7.1	7.2
	Weekly	34	12.1	12.2
	Monthly	40	14.2	14.4
	Less often	62	22.0	22.3
	Never	122	43.3	43.9
	Total	278	98.6	100.0
Missing		4	1.4	
Total		282	100.0	



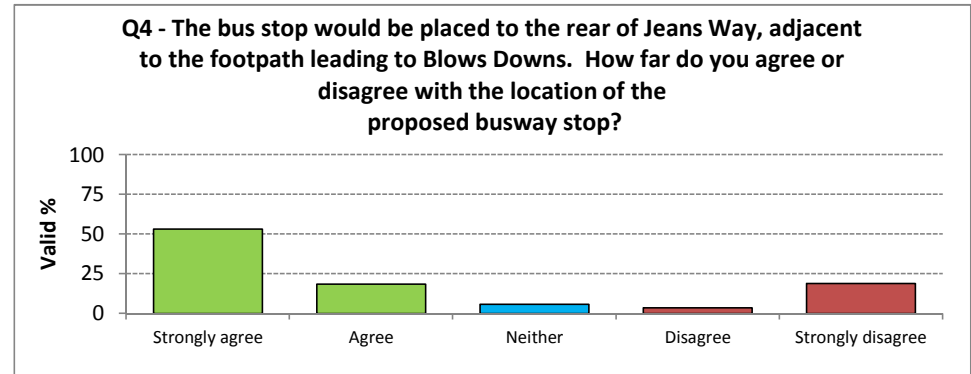
Q3 - If you answered weekly, monthly, less often or never to Q2, are there any reasons why you do not use the busway more frequently? (open-ended)

Analysis of repeat themes		Frequency	Percent	Valid Percent
Valid	No need for bus	150	53.2	64.7
	Disability	28	9.9	12.1
	Distance from/location of current stops	25	8.9	10.8
	Uses a car	13	4.6	5.6
	Cycles instead	4	1.4	1.7
	Do not need to travel to Luton	4	1.4	1.7
	Walks instead	4	1.4	1.7
	Total no. of responses	232	82.3	
Missing		50	17.7	
Total		282	100.0	



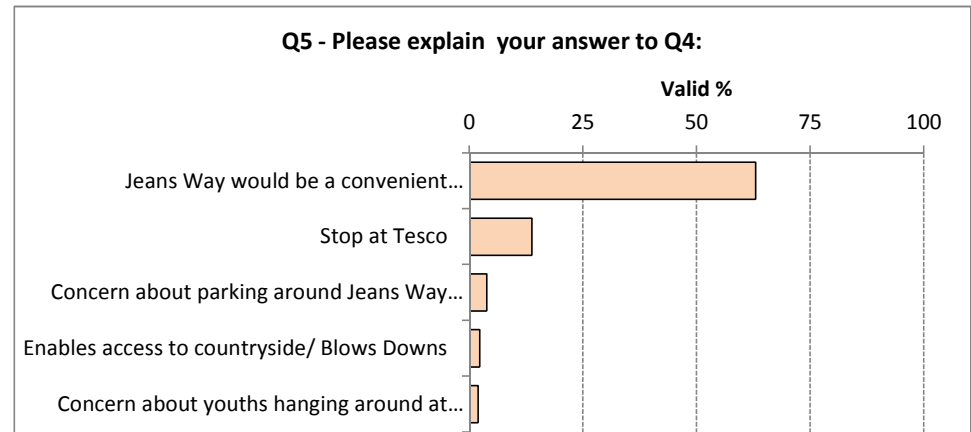
Q4 - The bus stop would be placed to the rear of Jeans Way, adjacent to the footpath leading to Blows Downs. How far do you agree or disagree with the location of the proposed busway stop? (please select one option)

	Frequency	Percent	Valid Percent
Valid Strongly agree	149	52.8	53.2
Agree	52	18.4	18.6
Neither	16	5.7	5.7
Disagree	10	3.5	3.6
Strongly disagree	53	18.8	18.9
Total	280	99.3	100.0
Missing	2	.7	
Total	282	100.0	



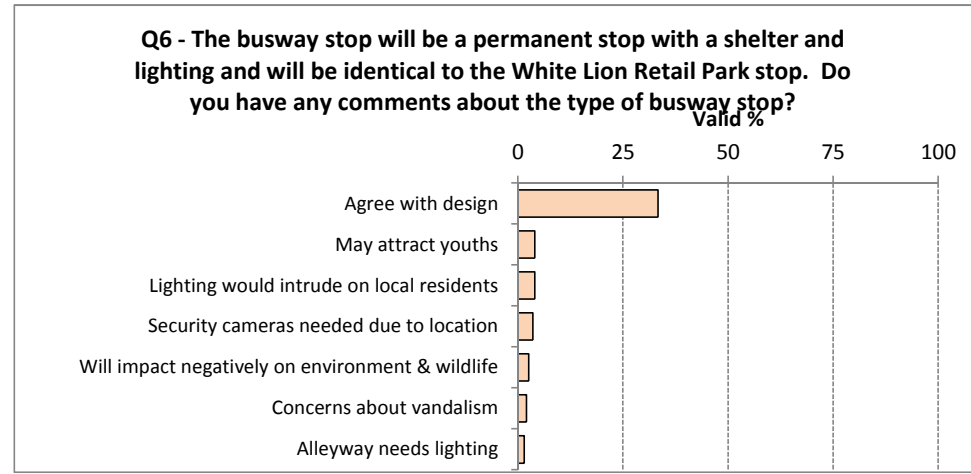
Q5 - Please explain your answer to Q4: (open-ended)

Analysis of repeat themes	Frequency	Percent	Valid Percent
Valid Jeans Way would be a convenient stop/easy access for residents	165	58.5	63.0
Stop at Tesco	36	12.8	13.7
Concern about parking around Jeans Way as a result of the stop	10	3.5	3.8
Enables access to countryside/ Blows Downs	6	2.1	2.3
Concern about youths hanging around at stop	5	1.8	1.9
Total no. of responses	262	92.9	
Missing	20	7.1	
Total	282	100.0	



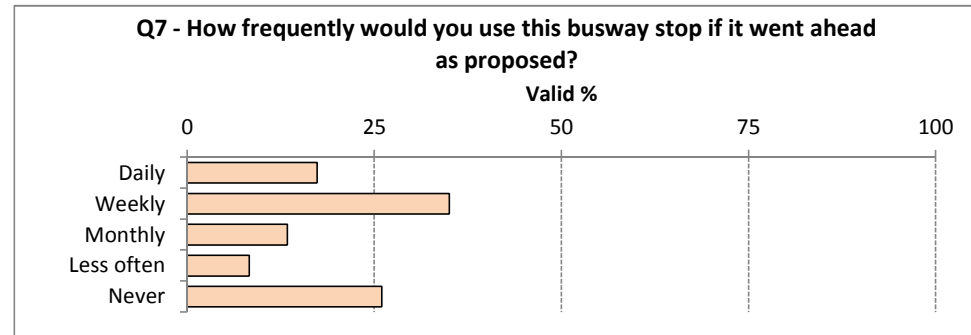
Q6 - The busway stop will be a permanent stop with a shelter and lighting and will be identical to the White Lion Retail Park stop. Do you have any comments about the type of busway stop? (open-ended)

Analysis of repeat themes		Frequency	Percent	Valid Percent
Valid	Agree with design	66	23.4	33.3
	May attract youths	8	2.8	4.0
	Lighting would intrude on local residents	8	2.8	4.0
	Security cameras needed due to location	7	2.5	3.5
	Will impact negatively on environment & wildlife	5	1.8	2.5
	Concerns about vandalism	4	1.4	2.0
	Alleyway needs lighting	3	1.1	1.5
	Total no. of responses	198	70.2	
	Missing	84	29.8	
Total	282	100.0		



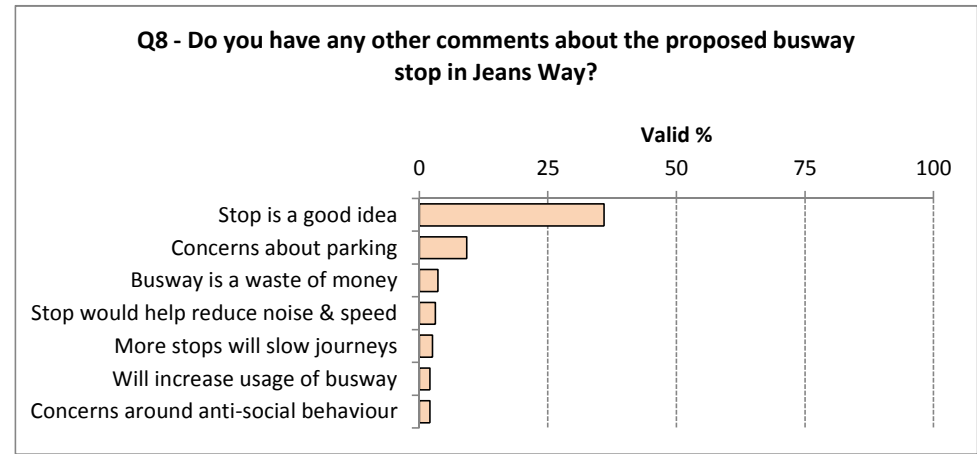
Q7 - How frequently would you use this busway stop if it went ahead as proposed (please select one option)?

		Frequency	Percent	Valid Percent
Valid	Daily	48	17.0	17.3
	Weekly	97	34.4	35.0
	Monthly	37	13.1	13.4
	Less often	23	8.2	8.3
	Never	72	25.5	26.0
	Total	277	98.2	100.0
Missing	5	1.8		
Total	282	100.0		



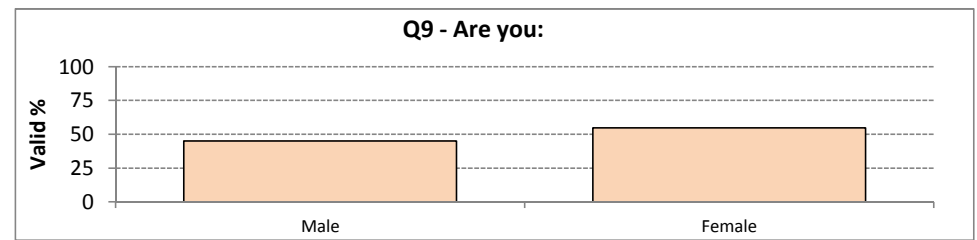
Q8 - Do you have any other comments about the proposed busway stop in Jeans Way? (open-ended)

Analysis of repeat themes		Frequency	Percent	Valid Percent
Valid	Stop is a good idea	70	24.8	35.9
	Concerns about parking	18	6.4	9.2
	Busway is a waste of money	7	2.5	3.6
	Stop would help reduce noise & speed	6	2.1	3.1
	More stops will slow journeys	5	1.8	2.6
	Will increase usage of busway	4	1.4	2.1
	Concerns around anti-social behaviour	4	1.4	2.1
	Total no. of responses	195	69.1	
Missing		87	30.9	
Total		282	100.0	



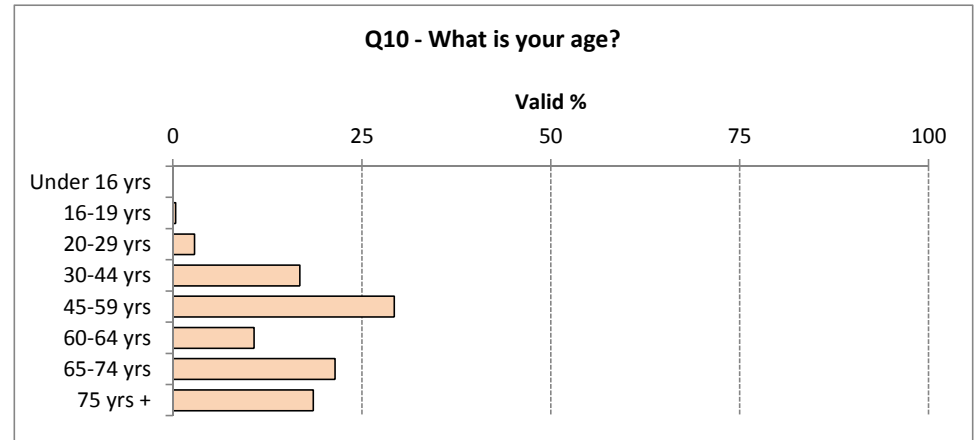
Q9 - Are you: (please select one option)

		Frequency	Percent	Valid Percent
Valid	Male	124	44.0	45.3
	Female	150	53.2	54.7
	Total	274	97.2	100.0
Missing		8	2.8	
Total		282	100.0	



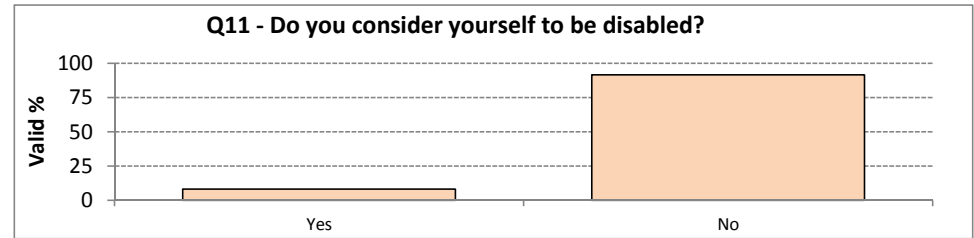
Q10 - What is your age? (please select one option)

		Frequency	Percent	Valid Percent
Valid	Under 16 yrs	0	.0	.0
	16-19 yrs	1	.4	.4
	20-29 yrs	8	2.8	2.9
	30-44 yrs	47	16.7	16.8
	45-59 yrs	82	29.1	29.3
	60-64 yrs	30	10.6	10.7
	65-74 yrs	60	21.3	21.4
	75 yrs +	52	18.4	18.6
	Total	280	99.3	100.0
Missing		2	.7	
Total		282	100.0	



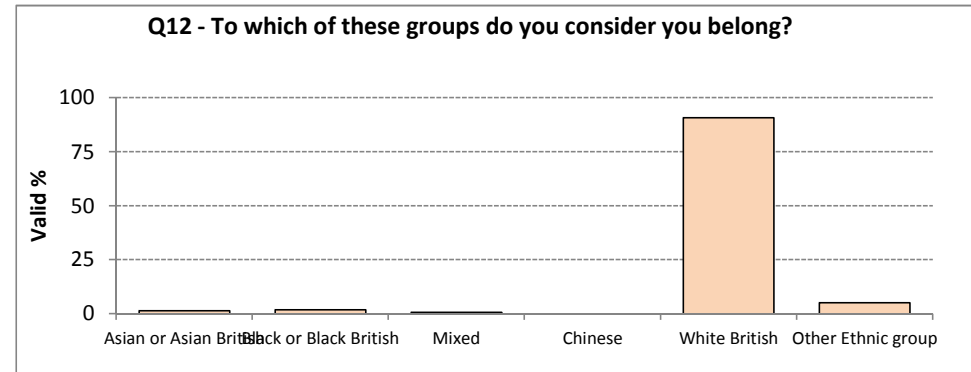
Q11 - Do you consider yourself to be disabled? (please select one option)

		Frequency	Percent	Valid Percent
Valid	Yes	22	7.8	8.2
	No	246	87.2	91.8
	Total	268	95.0	100.0
Missing		14	5.0	
Total		282	100.0	



Q12 - To which of these groups do you consider you belong? (please select one option)

	Frequency	Percent	Valid Percent
Valid			
Asian or Asian British	4	1.4	1.5
Black or Black British	5	1.8	1.8
Mixed	2	.7	.7
Chinese	0	.0	.0
White British	248	87.9	90.8
Other Ethnic group	14	5.0	5.1
Total	273	96.8	100.0
Missing	9	3.2	
Total	282	100.0	



Q12a - If other, please specify:

	Frequency
Valid	
English	4
English , white	1
Irish	1
Italian born with British citizenship	1
White	1
white english	2
White other	1
Total	11
Missing	271
Total	282