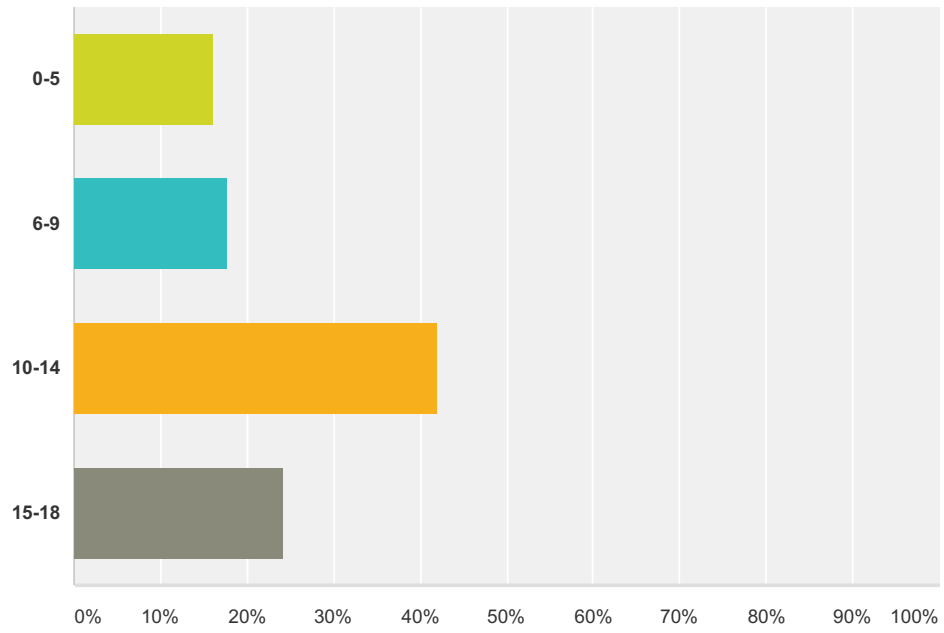


# Short Breaks Survey

## Q1 How old is your child?

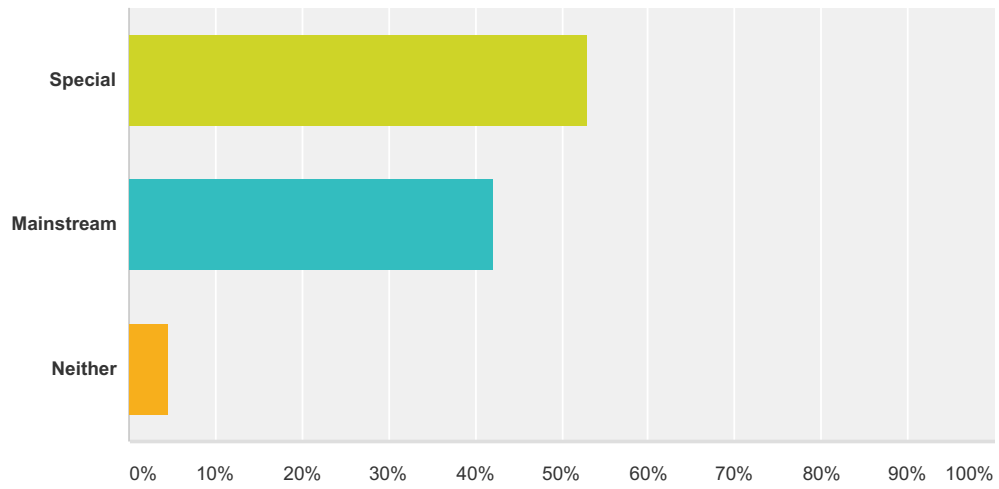
Answered: 62 Skipped: 2



Answer Choices	Responses	
0-5	16.13%	10
6-9	17.74%	11
10-14	41.94%	26
15-18	24.19%	15
<b>Total</b>		<b>62</b>

## Q2 Does your child attend a mainstream or a special school/college?

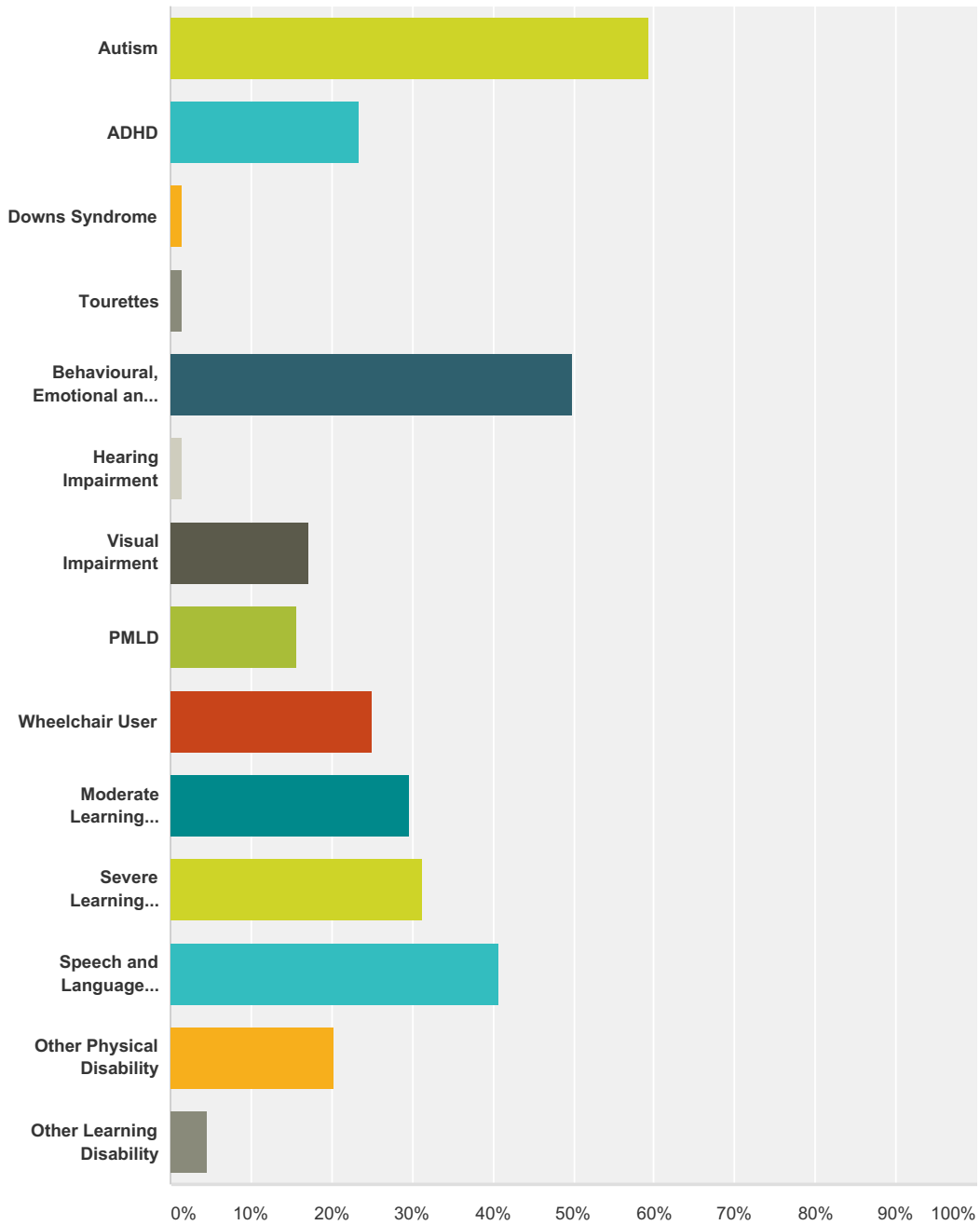
Answered: 64 Skipped: 0



Answer Choices	Responses	
Special	53.13%	34
Mainstream	42.19%	27
Neither	4.69%	3
<b>Total</b>		<b>64</b>

**Q3 What are your child/young person's primary additional needs or disabilities (please tick all that apply)?**

Answered: 64 Skipped: 0



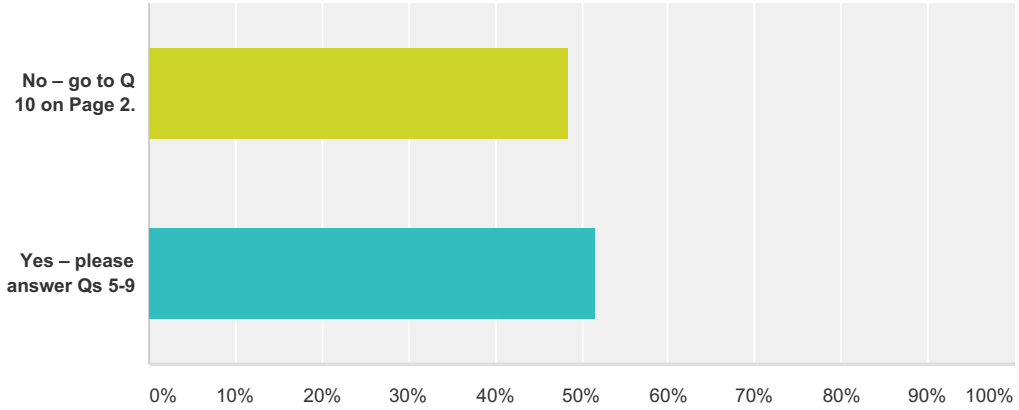
Answer Choices	Responses
Autism	59.38% 38
ADHD	23.44% 15
Downs Syndrome	1.56% 1
Tourettes	1.56% 1
Behavioural, Emotional and Social Difficulties	50.00% 32

## Short Breaks Survey

Hearing Impairment	1.56%	1
Visual Impairment	17.19%	11
PMLD	15.63%	10
Wheelchair User	25.00%	16
Moderate Learning Difficulties	29.69%	19
Severe Learning Difficulties	31.25%	20
Speech and Language Delay/Difficulties	40.63%	26
Other Physical Disability	20.31%	13
Other Learning Disability	4.69%	3
<b>Total Respondents: 64</b>		

**Q4 Has your child/young person ever attended any mainstream clubs or activities that are open to all children or young people, e.g. swimming clubs, scouts or guides, youth clubs, after school clubs, sports activities etc. ?**

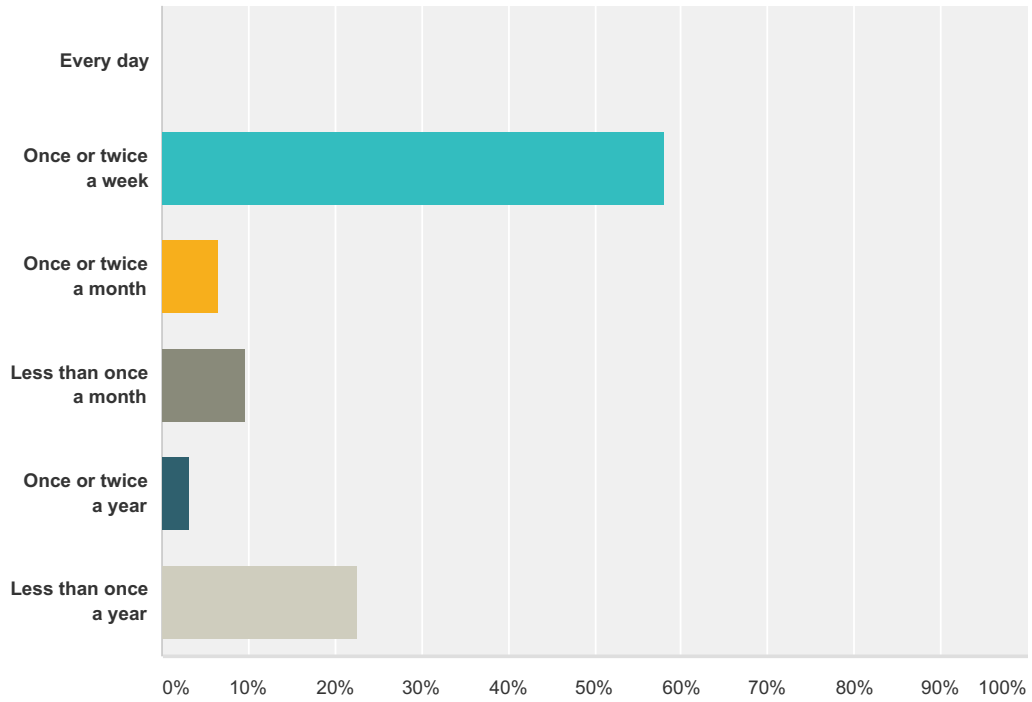
Answered: 64 Skipped: 0



Answer Choices	Responses	
No – go to Q 10 on Page 2.	48.44%	31
Yes – please answer Qs 5-9	51.56%	33
<b>Total</b>		<b>64</b>

### Q5 How often does your child/young person attend a mainstream club or activity?

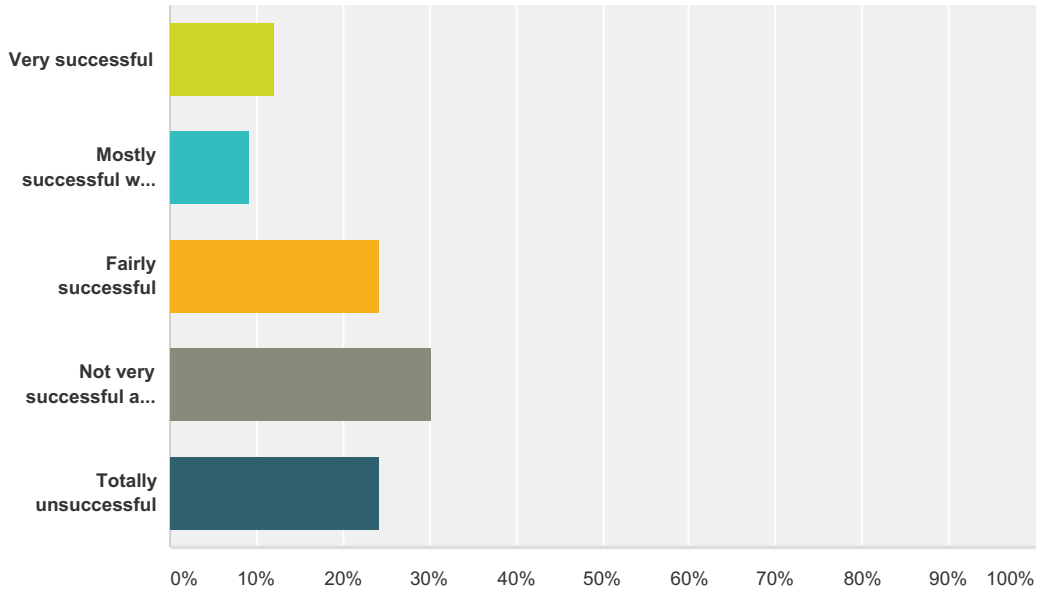
Answered: 31 Skipped: 33



Answer Choices	Responses	
Every day	0.00%	0
Once or twice a week	58.06%	18
Once or twice a month	6.45%	2
Less than once a month	9.68%	3
Once or twice a year	3.23%	1
Less than once a year	22.58%	7
<b>Total</b>		<b>31</b>

**Q6 As a whole, how successful were the providers of these clubs and activities at supporting and integrating your child/young person into their service?**

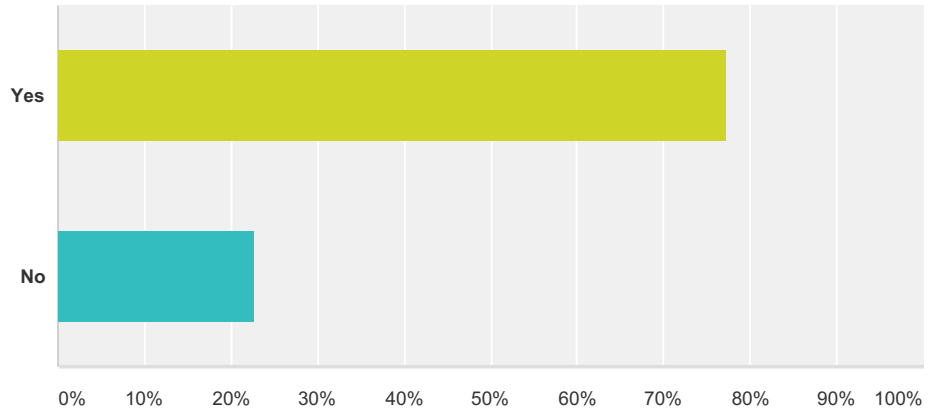
Answered: 33 Skipped: 31



Answer Choices	Responses
Very successful	12.12% 4
Mostly successful with a few minor exceptions	9.09% 3
Fairly successful	24.24% 8
Not very successful at all	30.30% 10
Totally unsuccessful	24.24% 8
<b>Total</b>	<b>33</b>

**Q7 Have there been any difficulties that you or your child/young person have encountered when trying to access mainstream clubs or activities?**

Answered: 35 Skipped: 29

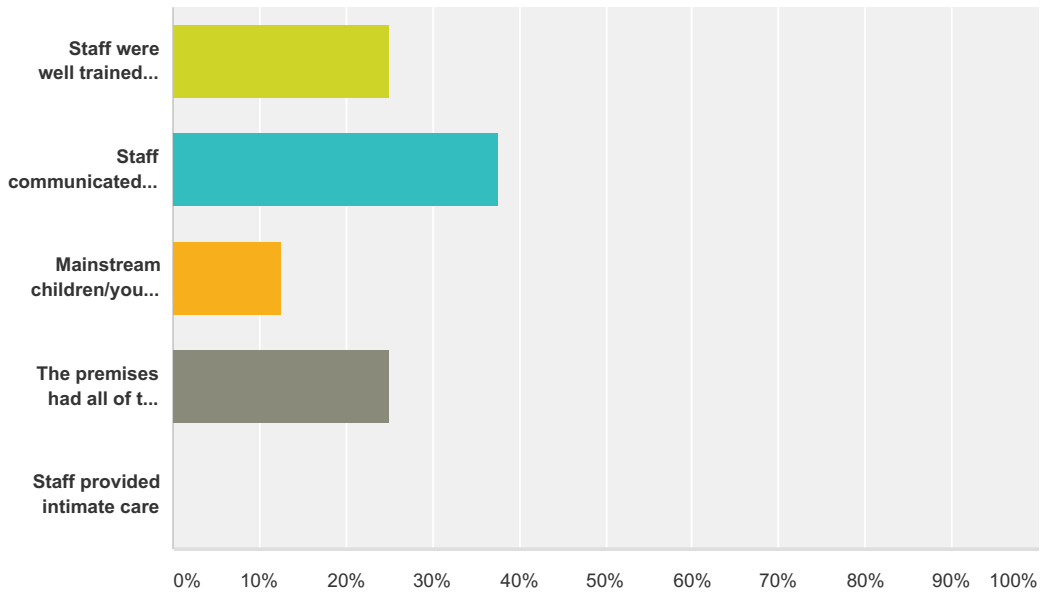


Answer Choices	Responses	
Yes	77.14%	27
No	22.86%	8
<b>Total</b>		<b>35</b>



### Q8 What was good about the service?

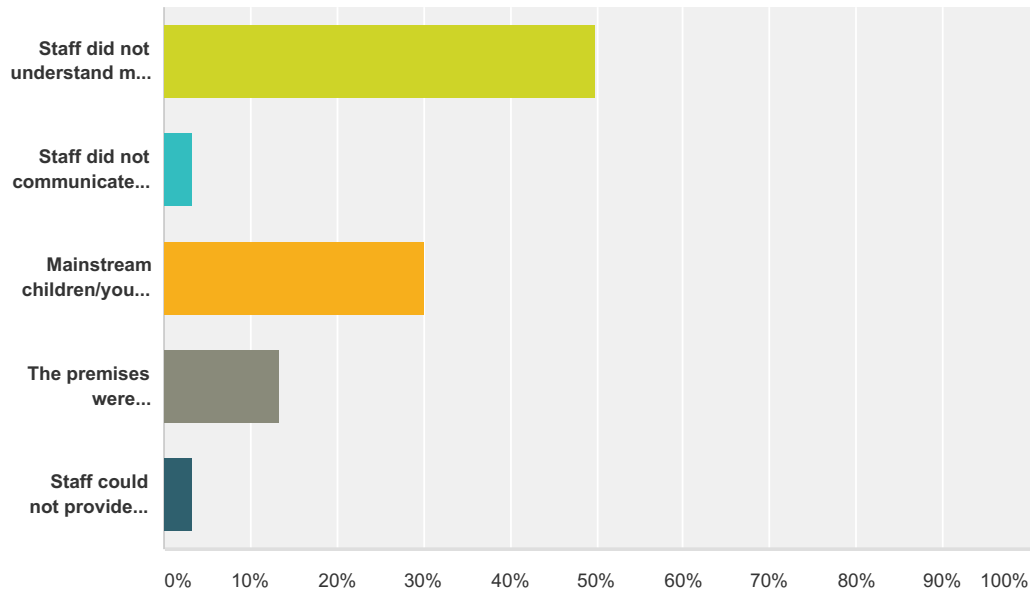
Answered: 16 Skipped: 48



Answer Choices	Responses
Staff were well trained and knowledgeable about my child/young person's needs and supported them well	25.00% 4
Staff communicated well with us as parents and we worked in partnership	37.50% 6
Mainstream children/young people and their parents were patient and understanding about my child's needs	12.50% 2
The premises had all of the features and resources it needed to meet my child's needs (e.g. security, changing facilities, parking etc.)	25.00% 4
Staff provided intimate care	0.00% 0
<b>Total</b>	<b>16</b>

### Q9 What was not good about the service?

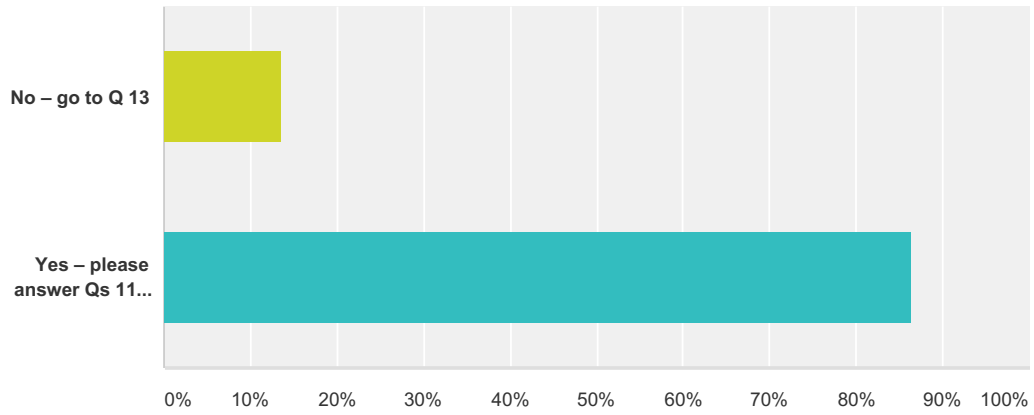
Answered: 30 Skipped: 34



Answer Choices	Responses
Staff did not understand my child/young person's needs or know how to support them	50.00% 15
Staff did not communicate well with us as parents and generally did not ask for our views	3.33% 1
Mainstream children/young people and their parents did not understand my child and were not tolerant of their needs	30.00% 9
The premises were inappropriate for my child's needs and did not provide the right environment/facilities	13.33% 4
Staff could not provide intimate care	3.33% 1
<b>Total</b>	<b>30</b>

**Q10 Does your child access any specialist clubs or activities designed specifically for those with additional needs or disabilities?**

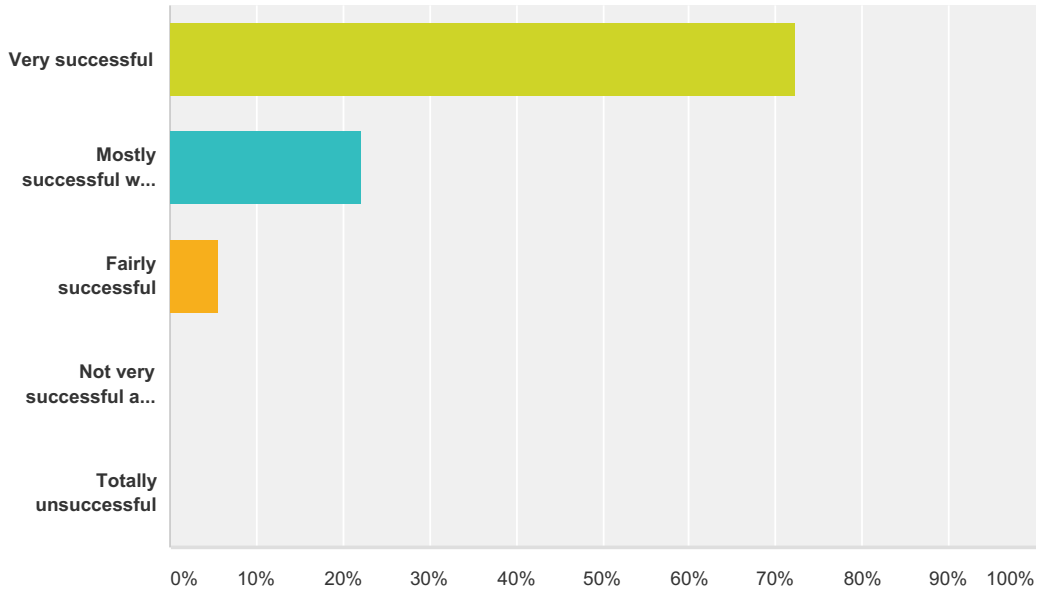
Answered: 59 Skipped: 5



Answer Choices	Responses
No – go to Q 13	13.56% 8
Yes – please answer Qs 11 and 12	86.44% 51
<b>Total</b>	<b>59</b>

**Q11 How successful were the providers of these specialist clubs and activities at supporting and meeting the needs of your child/young person?**

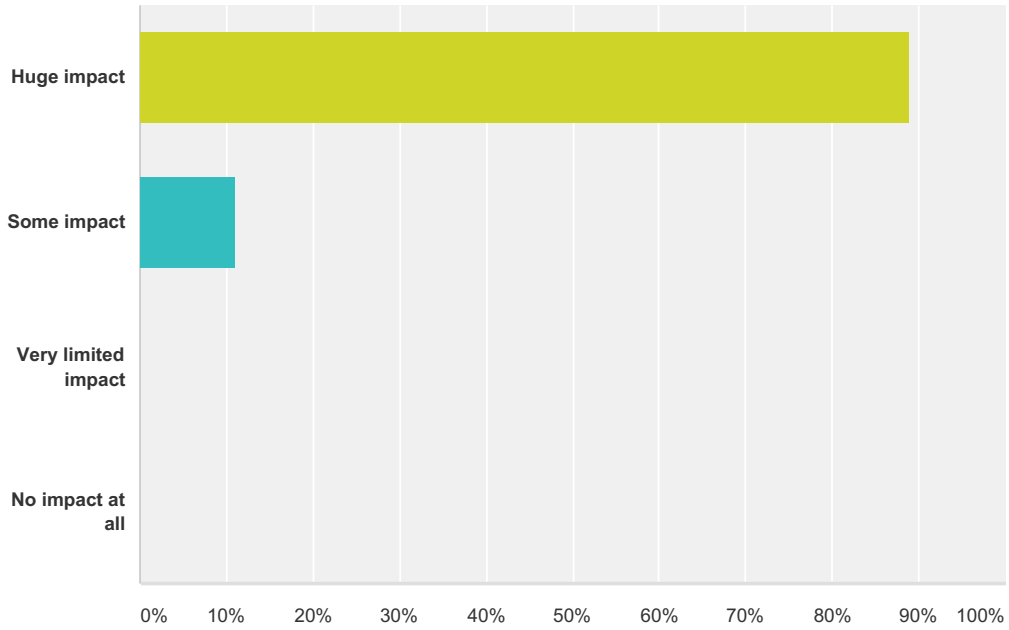
Answered: 54 Skipped: 10



Answer Choices	Responses
Very successful	72.22% 39
Mostly successful with a few minor exceptions	22.22% 12
Fairly successful	5.56% 3
Not very successful at all	0.00% 0
Totally unsuccessful	0.00% 0
<b>Total</b>	<b>54</b>

**Q12 If these specialist clubs and activities were no longer available to your child/young person, what would the impact be on them and your family?**

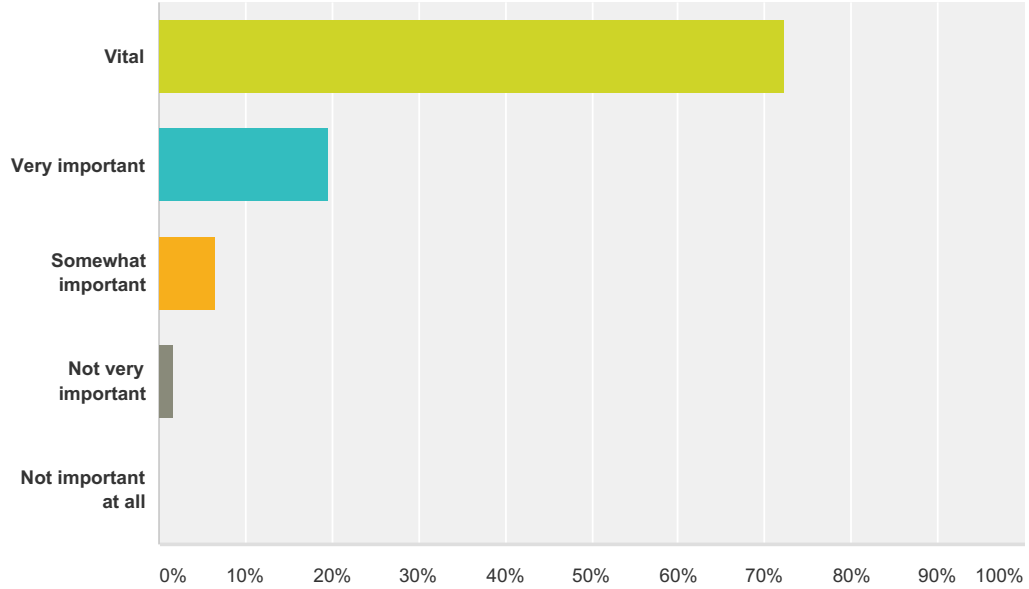
Answered: 54 Skipped: 10



Answer Choices	Responses
Huge impact	88.89% 48
Some impact	11.11% 6
Very limited impact	0.00% 0
No impact at all	0.00% 0
<b>Total</b>	<b>54</b>

**Q13 How important is it to you that your child/young person is able to access clubs and activities that are specifically for those with additional needs or disabilities?**

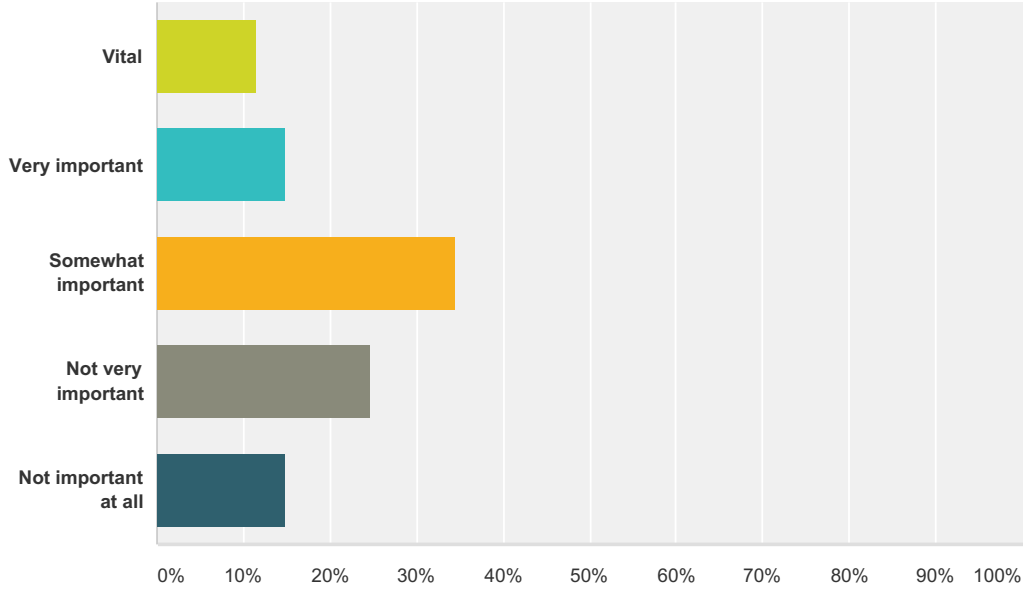
Answered: 61 Skipped: 3



Answer Choices	Responses
Vital	72.13% 44
Very important	19.67% 12
Somewhat important	6.56% 4
Not very important	1.64% 1
Not important at all	0.00% 0
<b>Total</b>	<b>61</b>

**Q14 How important to you is it that your child/young person is able to be access mainstream clubs and activities alongside typical children/young people?**

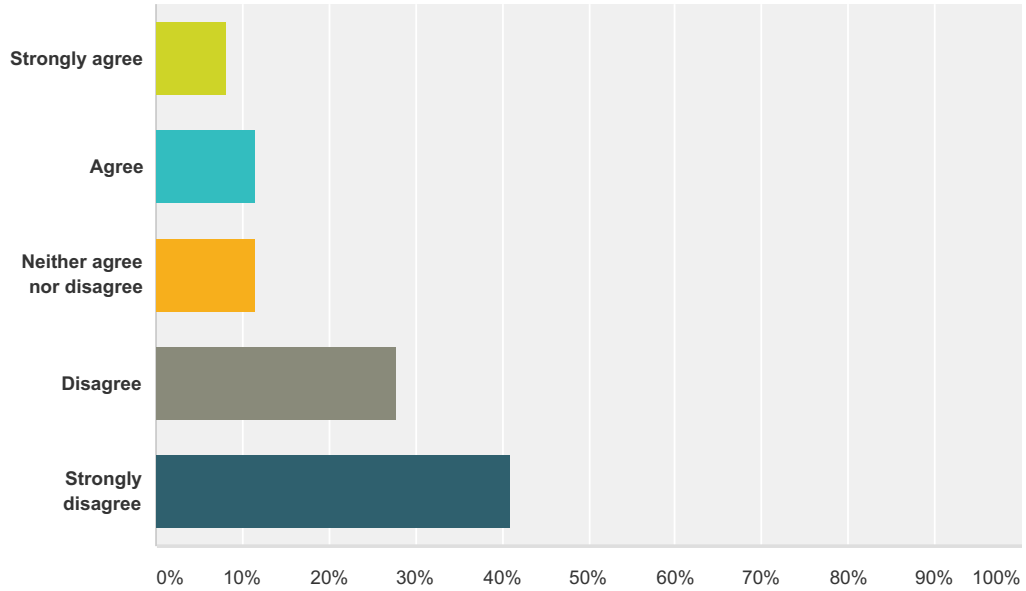
Answered: 61 Skipped: 3



Answer Choices	Responses
Vital	11.48% 7
Very important	14.75% 9
Somewhat important	34.43% 21
Not very important	24.59% 15
Not important at all	14.75% 9
<b>Total</b>	<b>61</b>

**Q15 To what extent do you agree that children/young people with less complex additional needs or disabilities should be required to use mainstream clubs and activities, rather than specialist services?**

Answered: 61 Skipped: 3

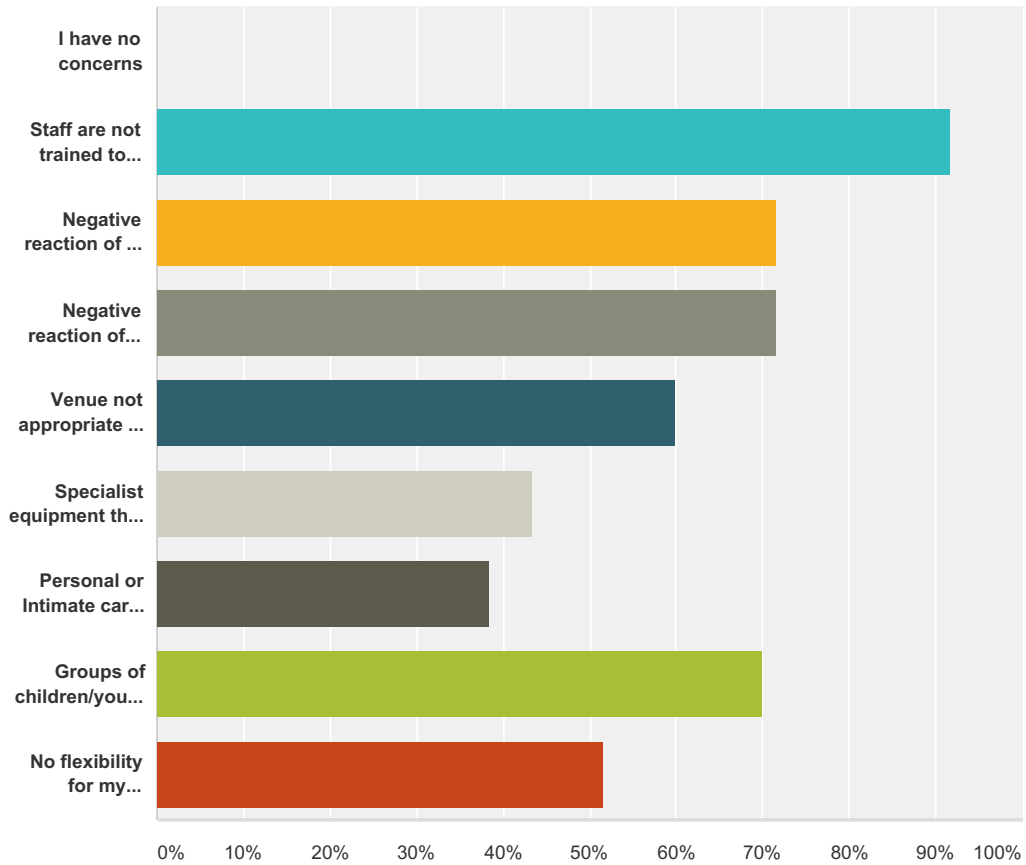


Answer Choices	Responses
Strongly agree	8.20% 5
Agree	11.48% 7
Neither agree nor disagree	11.48% 7
Disagree	27.87% 17
Strongly disagree	40.98% 25
<b>Total</b>	<b>61</b>



**Q16 What concerns, if any, do you have about children/young people with additional needs or disabilities being required to access mainstream clubs and activities alongside typical children/young people, instead of specialist services?**

Answered: 60 Skipped: 4

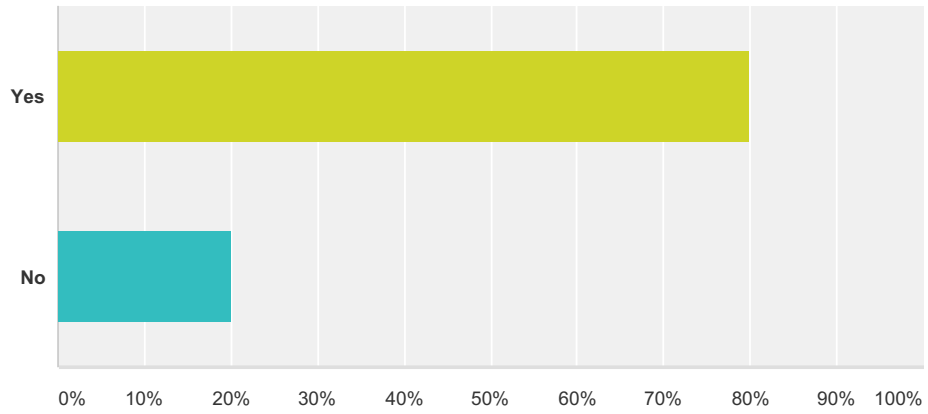


Answer Choices	Responses
I have no concerns	0.00% 0
Staff are not trained to support my child/young person appropriately	91.67% 55
Negative reaction of the other typical children/young people	71.67% 43
Negative reaction of parents of the typical children/young people	71.67% 43
Venue not appropriate to meet my child/young person's needs	60.00% 36
Specialist equipment that my child/young person needs is not available	43.33% 26
Personal or Intimate care is not provided	38.33% 23
Groups of children/young people are too large for my child/young person	70.00% 42
No flexibility for my child/young person to attend with children outside their own age group	51.67% 31
<b>Total Respondents: 60</b>	

# Short Breaks Survey

## Q17 Are you aware of the Central Bedfordshire Council short breaks survey?

Answered: 60 Skipped: 4

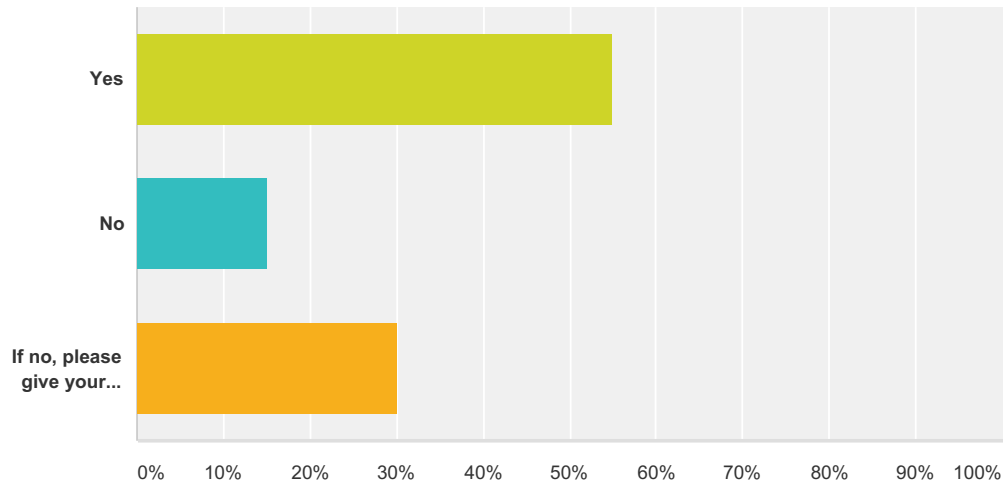


Answer Choices	Responses	
Yes	80.00%	48
No	20.00%	12
<b>Total</b>		<b>60</b>

# Short Breaks Survey

## Q18 Did you complete it?

Answered: 60 Skipped: 4



Answer Choices	Responses	
Yes	55.00%	33
No	15.00%	9
If no, please give your reasons	30.00%	18
<b>Total</b>		<b>60</b>