

## Appendix A

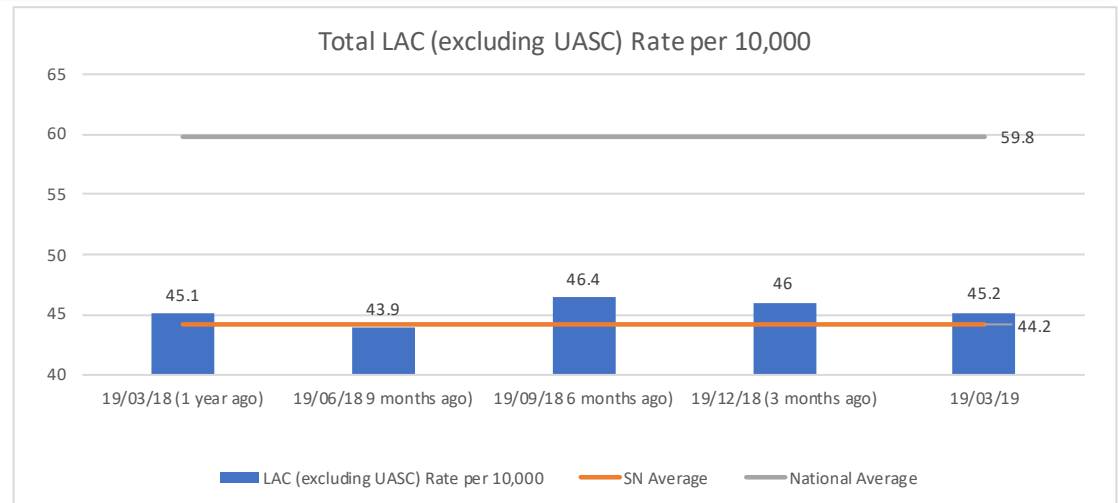
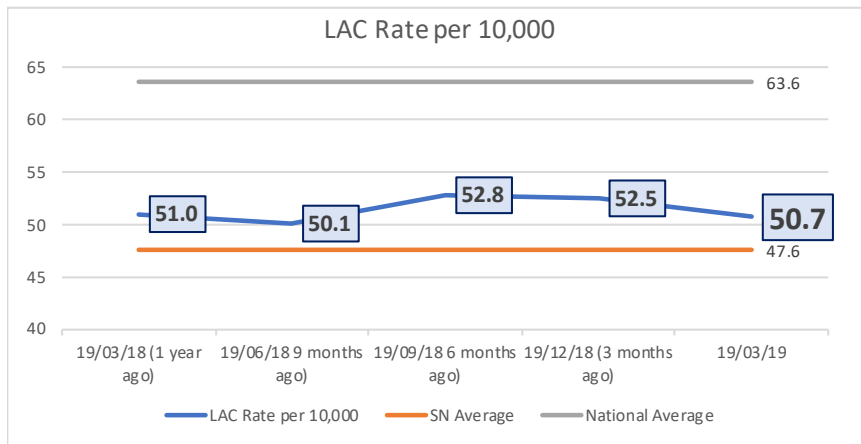
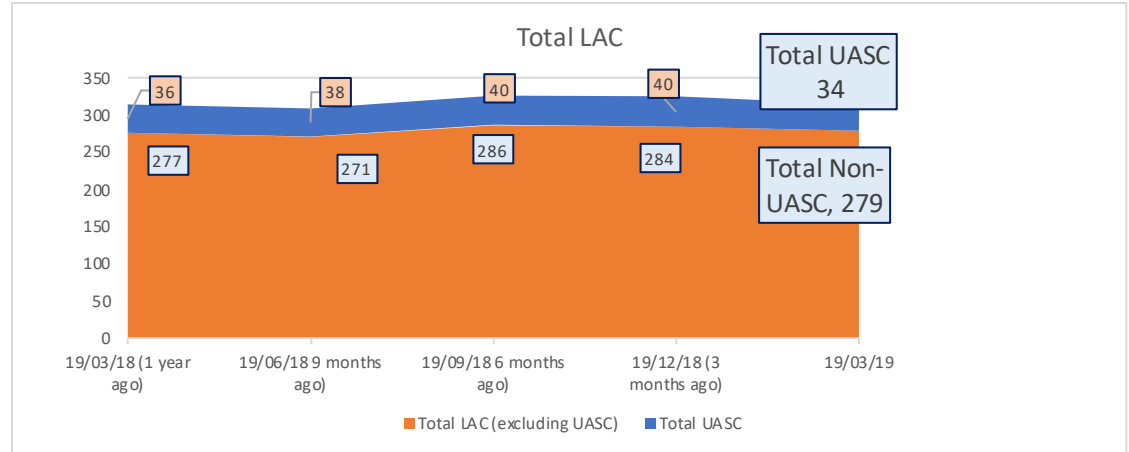
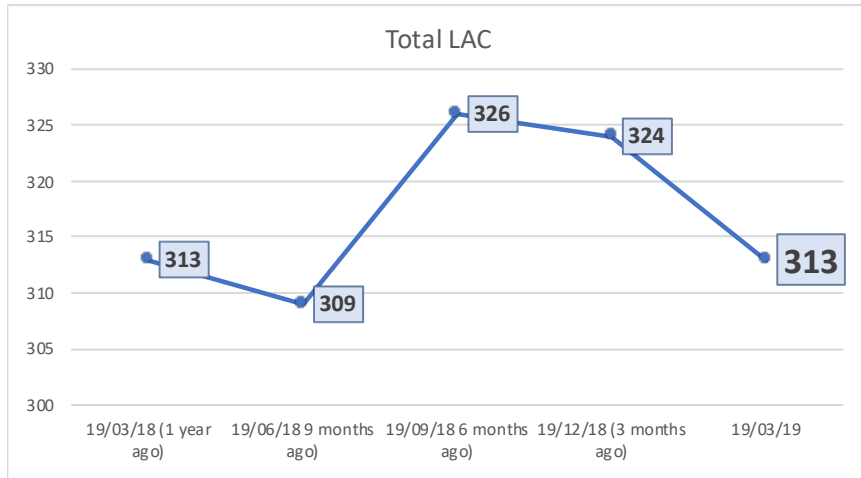
A

Date	19/03/18 (1 year ago)	19/06/18 9 months ago)	19/09/18 6 months ago)	19/12/18 (3 months ago)	<b>19/03/19</b>
Total LAC	313	309	326	324	<b>313</b>
Date	19/03/18 (1 year ago)	19/06/18 9 months ago)	19/09/18 6 months ago)	19/12/18 (3 months ago)	<b>19/03/19</b>
LAC Rate per 10,000	51.0	50.1	52.8	52.5	<b>50.7</b>
SN Average Rate March 2018 per 10,000	47.6	47.6	47.6	47.6	<b>47.6</b>
National Average March 2018 Rate per 10,000	63.6	63.6	63.6	63.6	<b>63.6</b>
Total UASC	36	38	40	40	<b>34</b>
Total LAC (excluding UASC)	277	271	286	284	<b>279</b>
LAC (excluding UASC) Rate per 10,000	45.1	43.9	46.4	46	<b>45.2</b>
LAC (excluding UASC) March 2018 SN Average Rate per 10,000	44.2	44.2	44.2	44.2	<b>44.2</b>
LAC (excluding UASC) March 2018 National Average Rate per 10,000	59.8	59.8	59.8	59.8	<b>59.8</b>

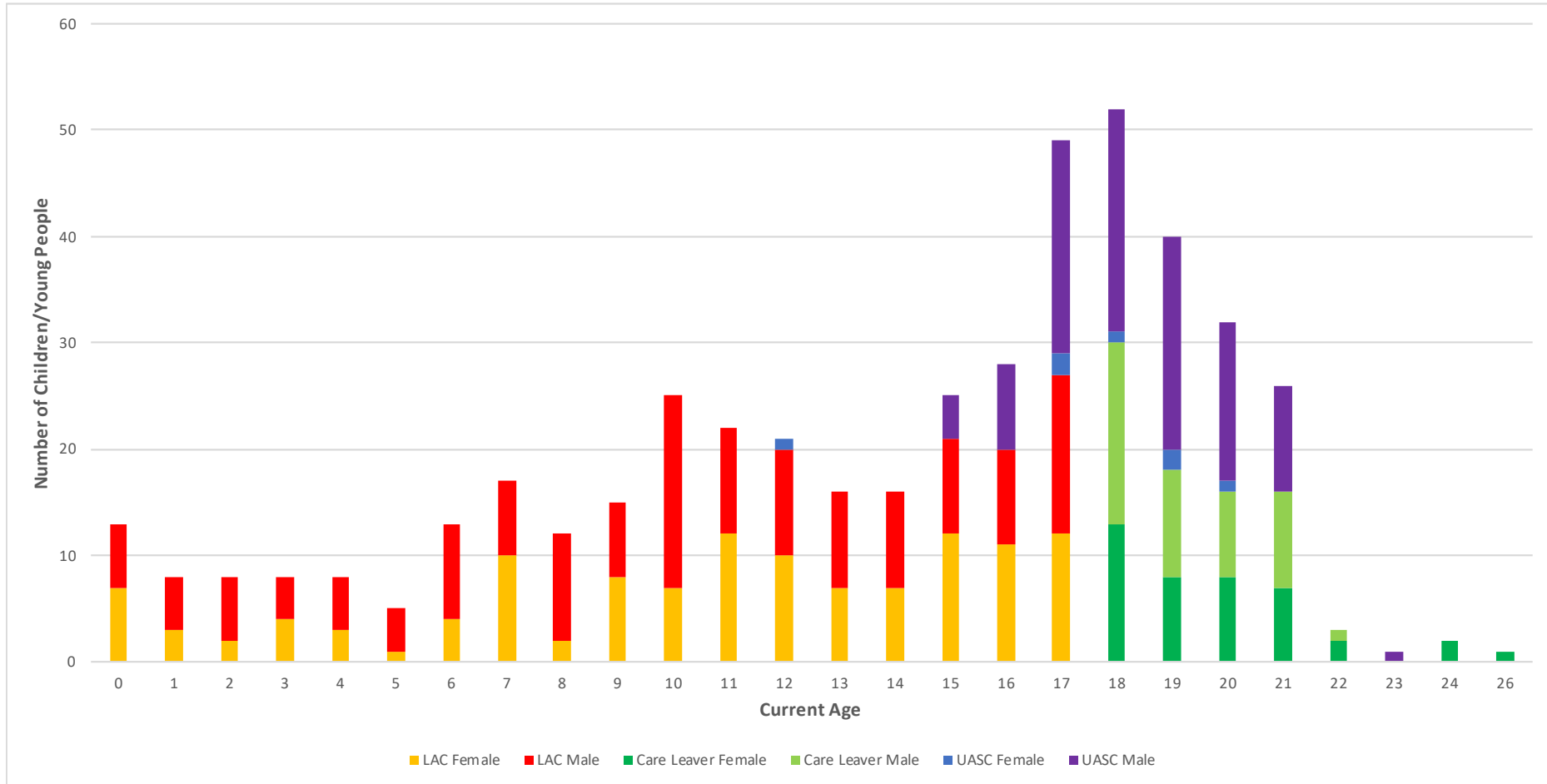
Appendix A

A

1) Understanding our population of Looked After Children and Young People: **SUMMARY**



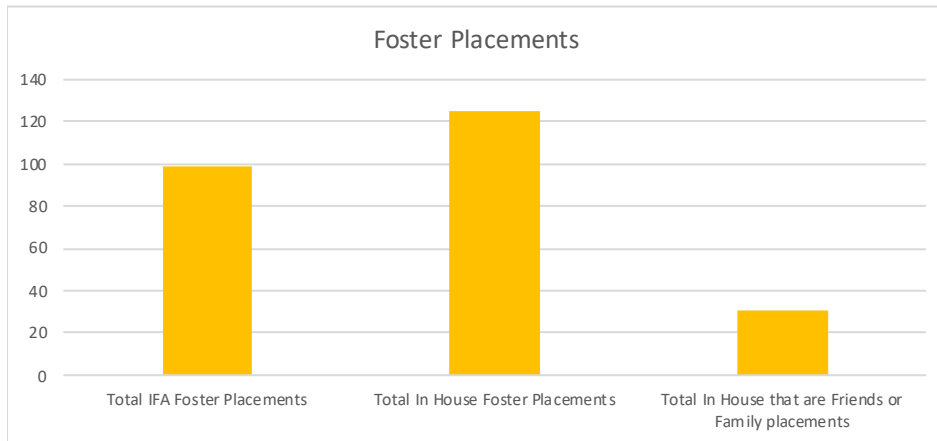
2) Understanding our population of Looked After Children and Young People: AGE AND GENDER, UASC, m & f



3) Understanding our population of Looked After Children and Young People: [a\) TURNING 18](#); [b\) FOSTER PLACEMENTS](#)

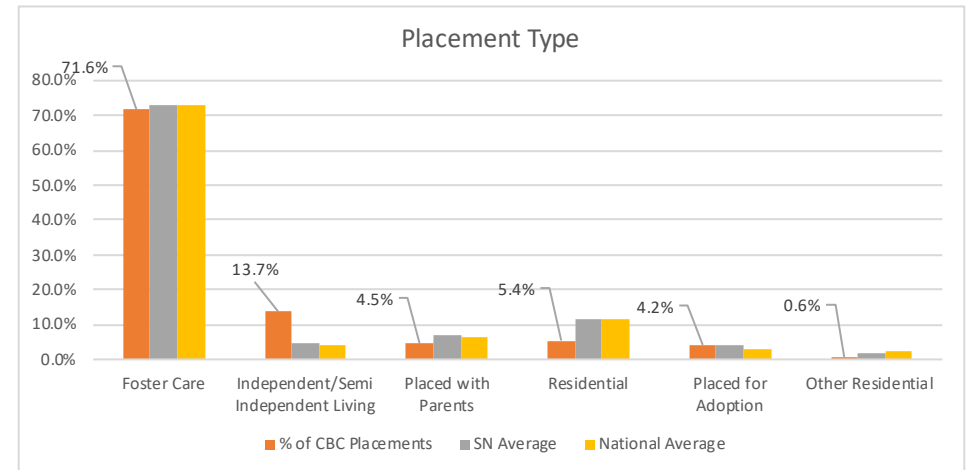
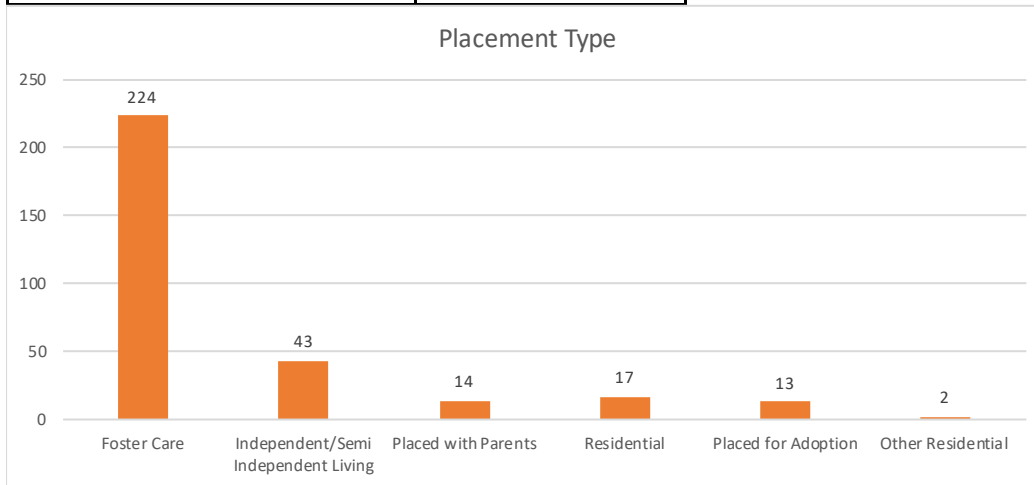
a) Total LAC Turning 18 in Next 6 Months	25
--	----

b) Foster Placements	Total LAC	%	Of which are UASC
Total LAC in Foster Placements	224	71.57%	13
Total IFA Foster Placements	99	44.20%	5
Total In House Foster Placements	125	55.80%	8
Total In House that are Friends or Family placements	31	13.84%	0



4) Understanding our population of Looked After Children and Young People: **PLACEMENT TYPE SUMMARY**

		% of CBC Placements	SN	National
Foster Care	224	71.6%	72.9%	73.2%
Independent/Semi Independent Living	43	13.7%	4.8%	4.1%
Placed with Parents	14	4.5%	7.1%	6.2%
Residential	17	5.4%	11.7%	11.5%
Placed for Adoption	13	4.2%	4.1%	3.0%
Other Residential	2	0.6%	1.9%	2.4%
<b>Total LAC</b>	<b>313</b>			



5) Understanding our population of Looked After Children and Young People: YOS and Remand

	Total Children	of which; Total UASC
Young Offender Institution or prison	*	*
Total LAC Open to YOS:	*	

\* Redacted due to low numbers.